

Multiphoton microwave ionization of Li Rydberg atoms

Josh Gurian
Professor Thomas Gallagher

April 28, 2008



Outline

Introduction

Experimental Setup

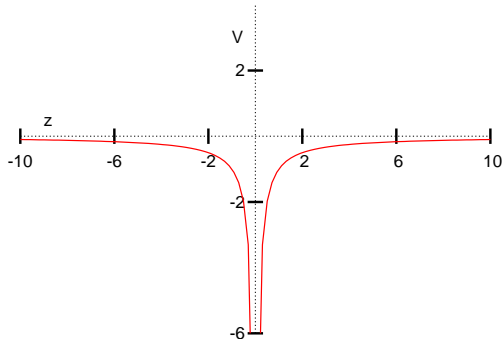
kHz Dye Laser Project
Experimental Apparatus

Results

Ionization Steps
Final State Distribution

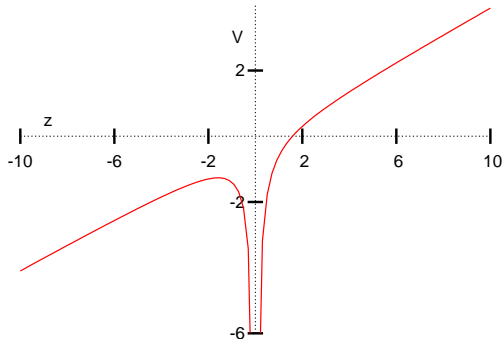
Rydberg atom overview

- ▶ $W = \frac{-1}{2n^2}$
- ▶ $r \propto n^2$
- ▶ *Lifetime* $\propto n^3$
- ▶ $\omega_{kepler} \propto 1/n^3$
- ▶ $V_{coulomb} = -\frac{1}{|z|}$

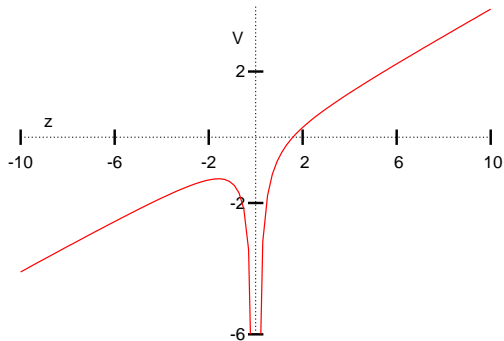


Rydberg atom overview

- ▶ $W = \frac{-1}{2n^2}$
- ▶ $r \propto n^2$
- ▶ *Lifetime* $\propto n^3$
- ▶ $\omega_{\text{kepler}} \propto 1/n^3$
- ▶ $V = -\frac{1}{|z|} + Ez$



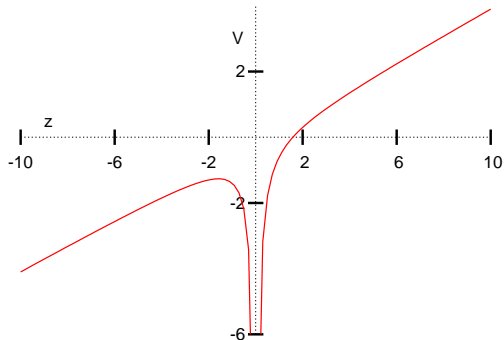
Field Ionization



▶ $V = -\frac{1}{|z|} + Ez$

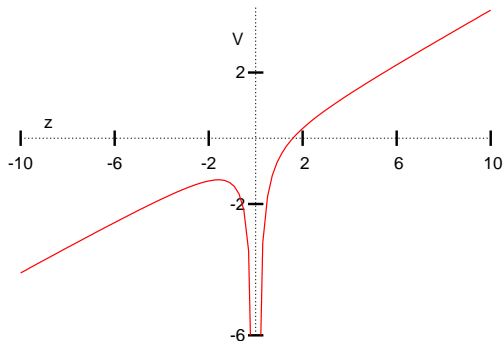
▶ $\frac{dV}{dz} = 0$

Field Ionization



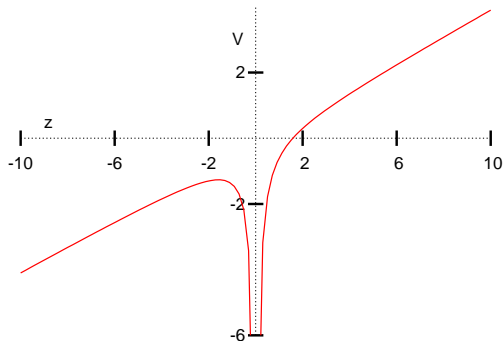
- ▶ $V = -\frac{1}{|z|} + Ez$
- ▶ $\frac{dV}{dz} = 0$
- ▶ $V = -2\sqrt{E}$

Field Ionization



- ▶ $V = -\frac{1}{|z|} + Ez$
- ▶ $\frac{dV}{dz} = 0$
- ▶ $V = -2\sqrt{E}$
- ▶ $E = \frac{W^2}{4}$

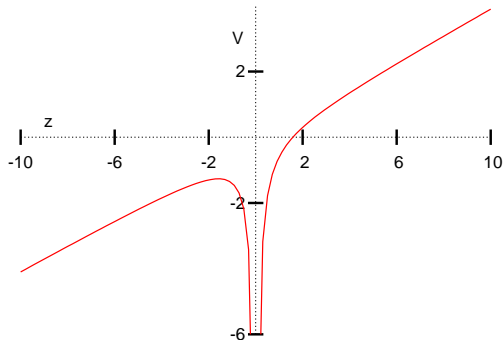
Field Ionization



$$\blacktriangleright E = \frac{W^2}{4}$$

$$\blacktriangleright W = \frac{-1}{2n^2} + \frac{3}{2}nkE$$

Field Ionization



- ▶ $E = \frac{W^2}{4}$
- ▶ $W = \frac{-1}{2n^2} + \frac{3}{2}nkE$
- ▶ $E = \frac{1}{9n^4}$

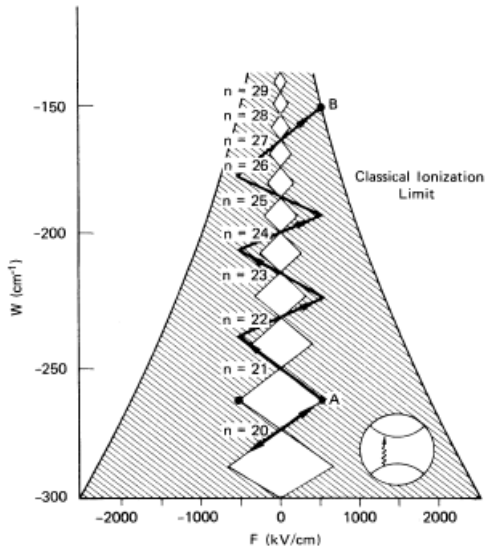
Scaled Frequency

Important characteristic: $\omega_0 = \frac{\omega}{\omega_{kepler}} = \omega n^3$

Previous work for $\omega_0 \leq 1$:

- ▶ van Leeuwen et al., PRL 55 (1985)
- ▶ Jensen et al., PRL 62 (1989)
- ▶ Pillet et al., PRA 30 (1984)
- ▶ Noel et al., PRA 62 (2000)

Microwave Ionization



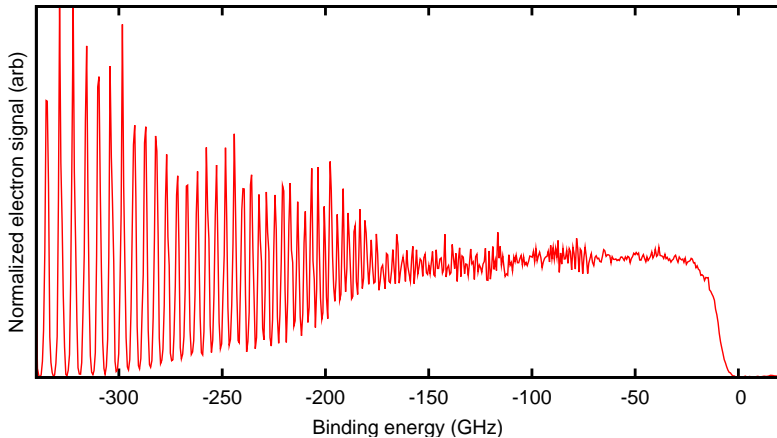
Pillet et al.,
PRA 30 (1984)

Photoionization limit?

What happens as we approach the photoionization limit,
when $\omega_0 \rightarrow n?$

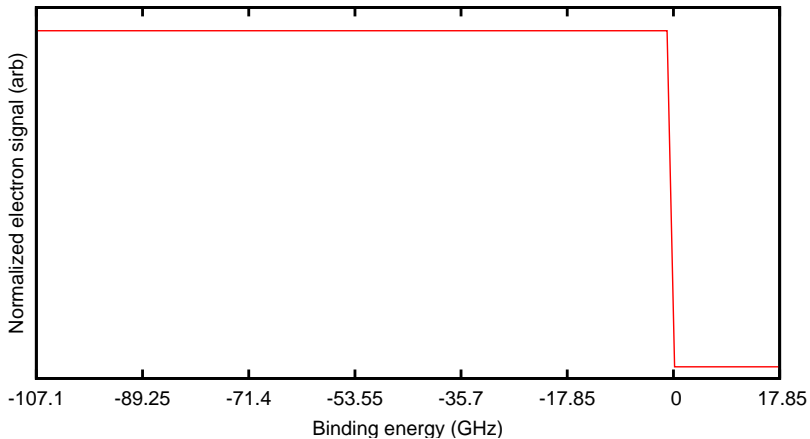
Cartoon

MW Ionization Cartoon



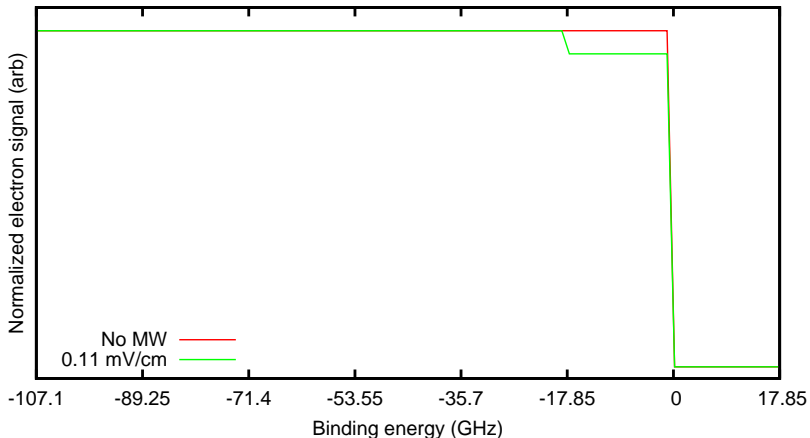
Cartoon

MW Ionization Cartoon



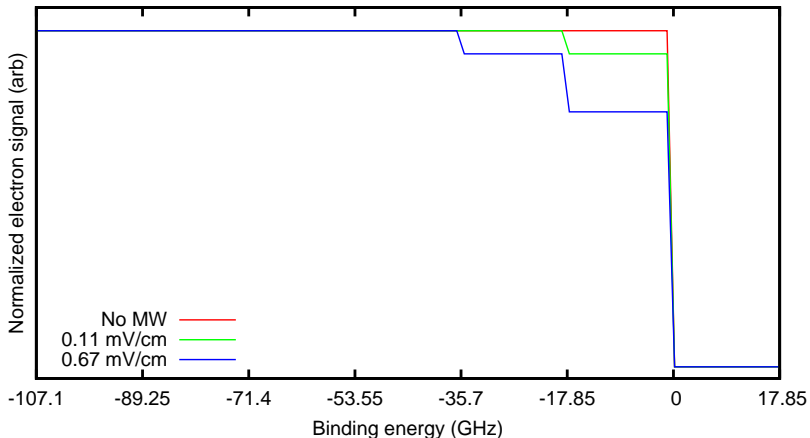
Cartoon

MW Ionization Cartoon



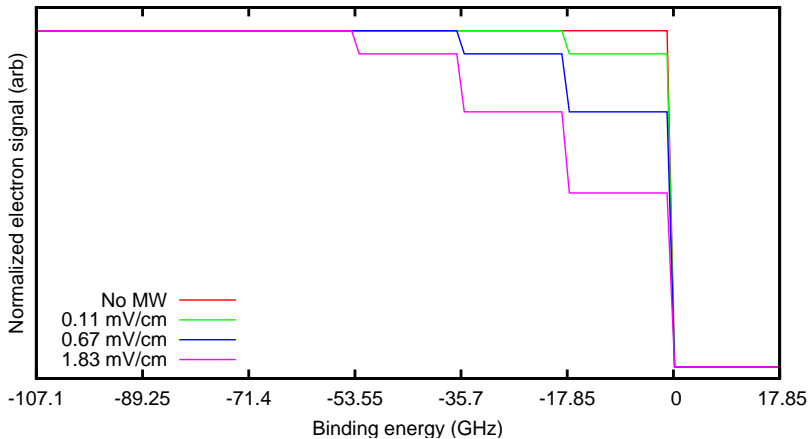
Cartoon

MW Ionization Cartoon



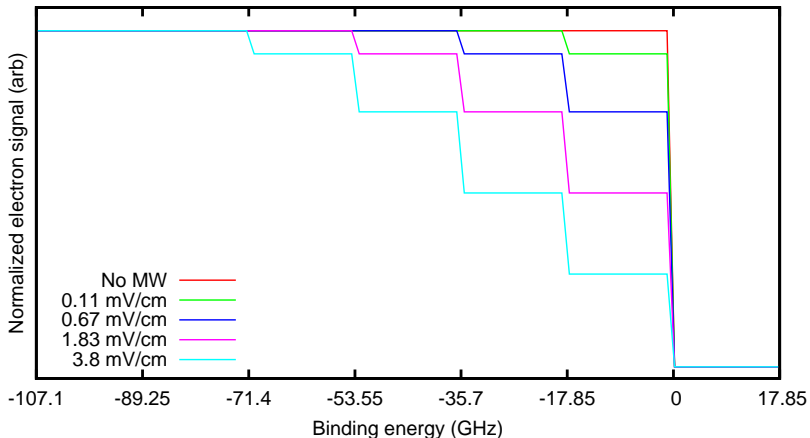
Cartoon

MW Ionization Cartoon



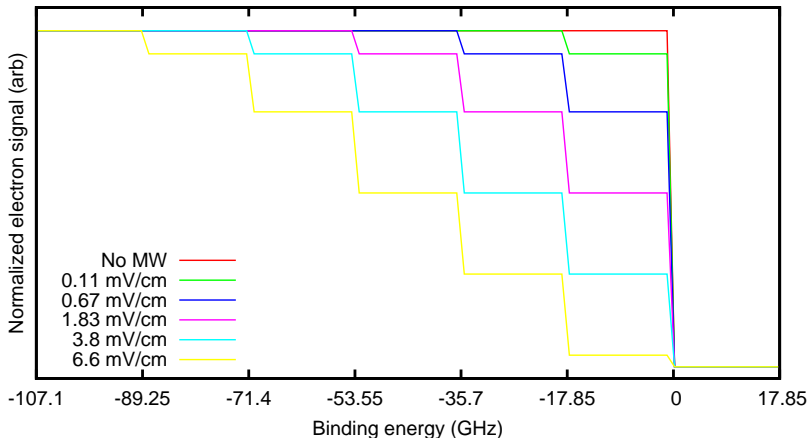
Cartoon

MW Ionization Cartoon



Cartoon

MW Ionization Cartoon



Outline

Introduction

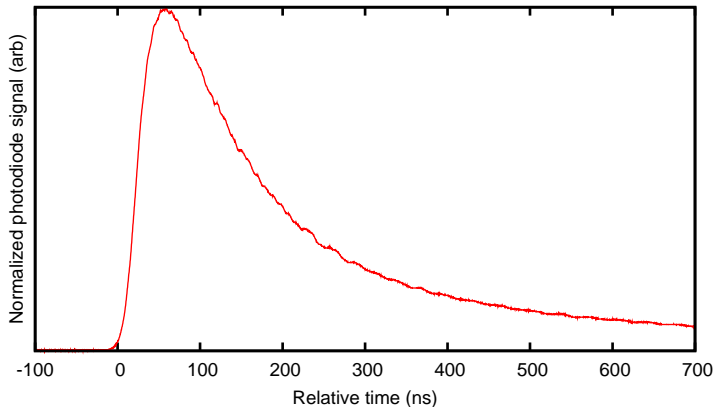
Experimental Setup

kHz Dye Laser Project
Experimental Apparatus

Results

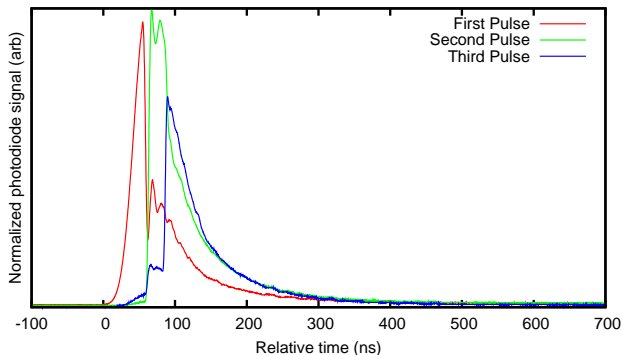
Ionization Steps
Final State Distribution

Coherent Evolution-30 Nd:YLF Laser

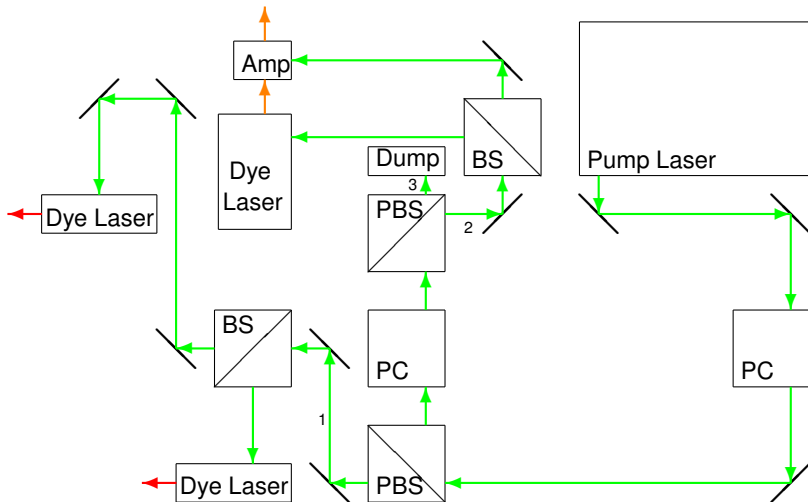


Coherent Evolution-30 Nd:YLF Laser

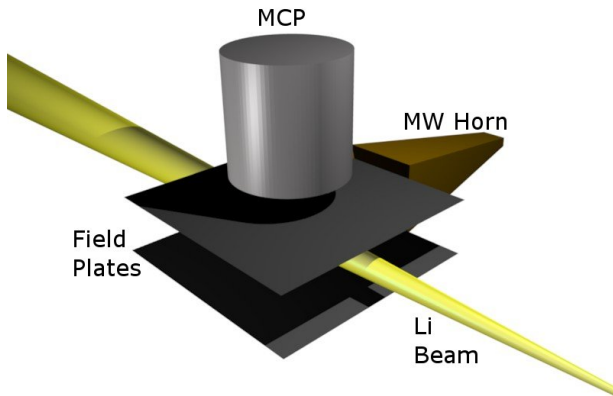
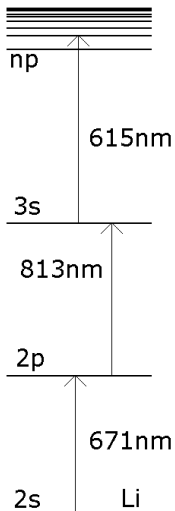
- ▶ 1st Pulse: 20ns
- ▶ 2nd Pulse: 35ns
- ▶ 3rd Pulse: 41ns



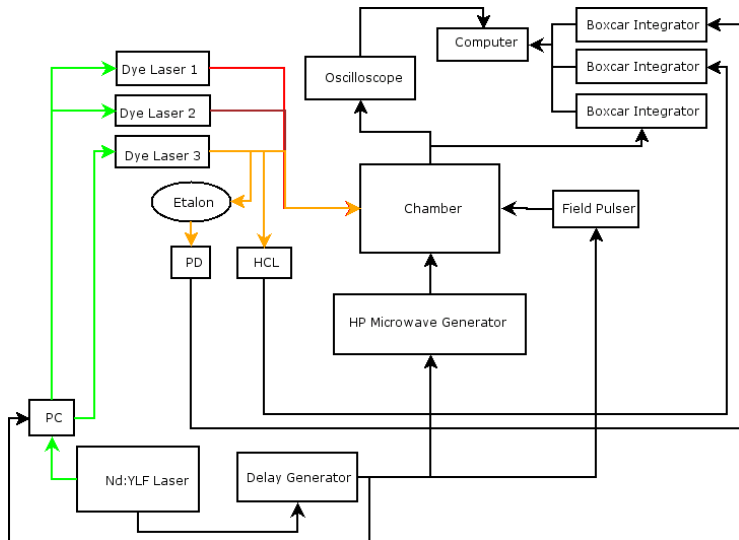
Laser Setup



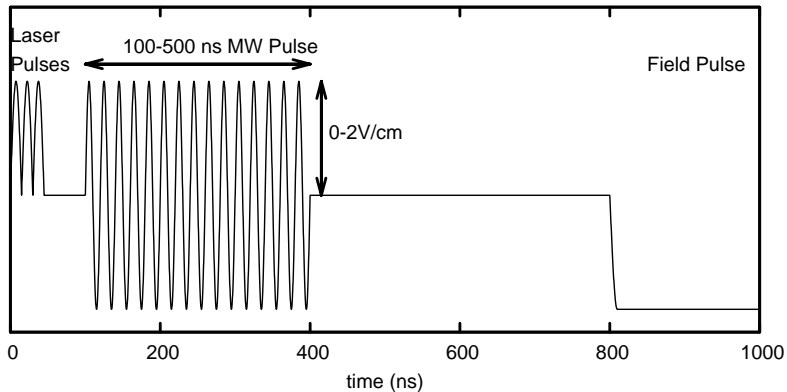
Experimental Setup




Experimental Setup




Timing



Experimental Setup



J. Gurian



Multiphoton MW Ionization

Outline

Introduction

Experimental Setup

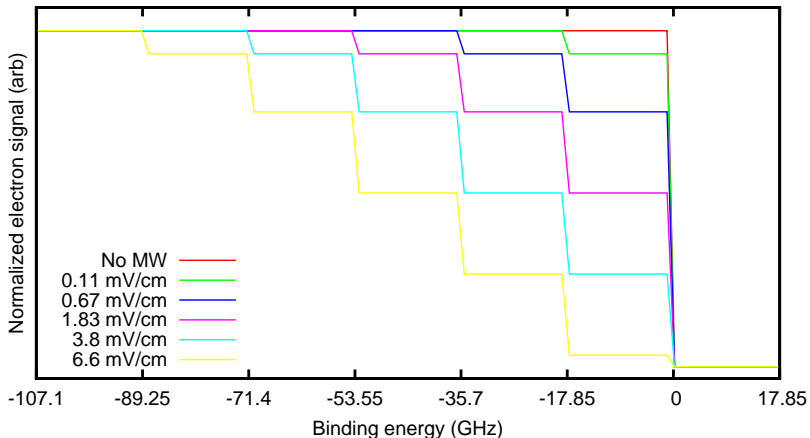
kHz Dye Laser Project
Experimental Apparatus

Results

Ionization Steps
Final State Distribution

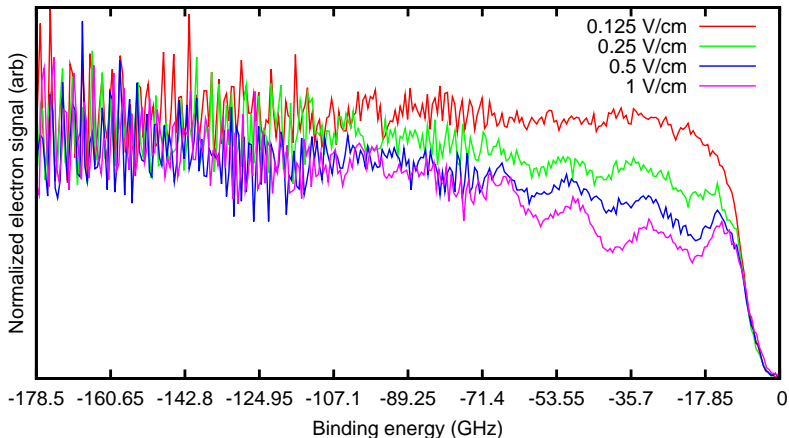
Cartoon

MW Ionization Cartoon



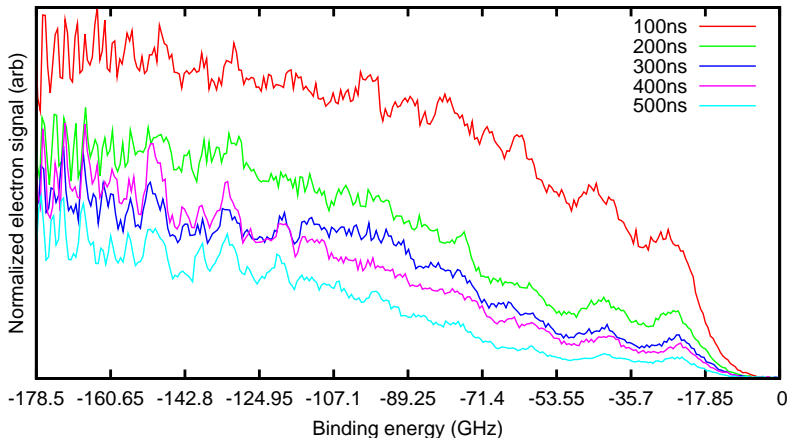
Microwave Ionization Steps - Powers

200ns MW pulse at 17.850GHz

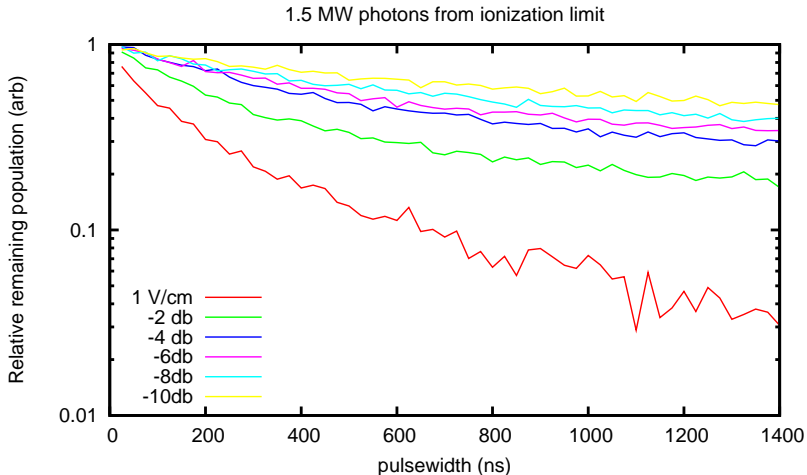


Pulsewidths

Various MW pulsewidths at 17.850GHz, 1 V/cm



Ionization Rate



Theoretical Predictions

$$\Gamma_{exp}(n \approx 360, E \approx 0.8V/cm, 50ns) = 5.6 \times 10^6 s^{-1}$$

Hoogenraad and Noordam, PRA 57 (1998):

$$\langle n|r|n' \rangle \approx \frac{0.4108n^{-3/2}n'^{-3/2}}{\omega^{5/3}}$$

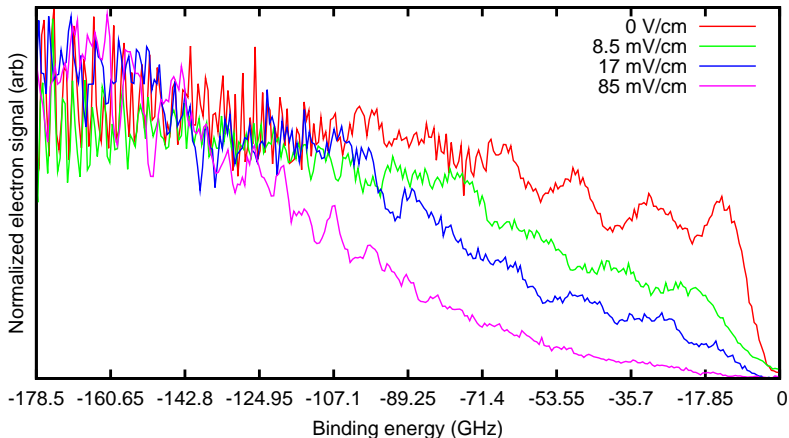
We can calculate the ionization rate: $\Gamma = 2\pi |\langle n|r|\epsilon \rangle E|^2$

$$\Gamma(n = 360, E = 0.8V/cm) = 8.2 \times 10^7 s^{-1}$$

$$\Gamma(n = 360, E = 0.2V/cm) = 5.6 \times 10^6 s^{-1}$$

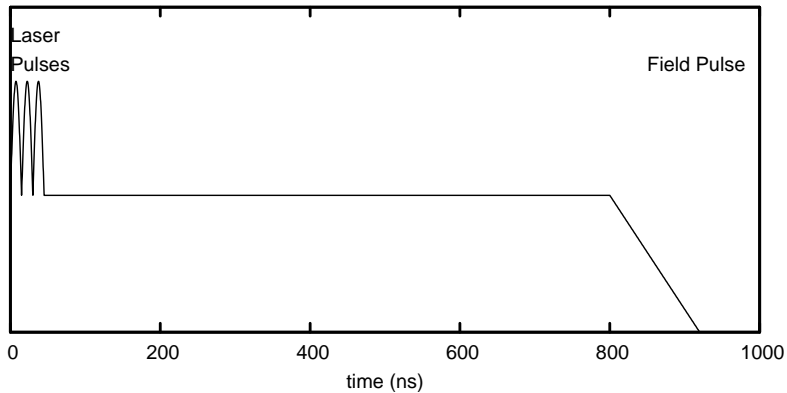
Bias Field

Bias voltages on top plate for 200ns MW pulse at 17.850 GHz, 1 V/cm

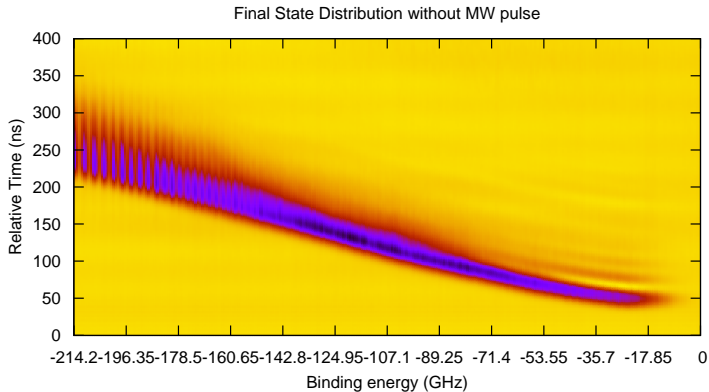


Final State Distribution

$$E = 1/9n^4$$

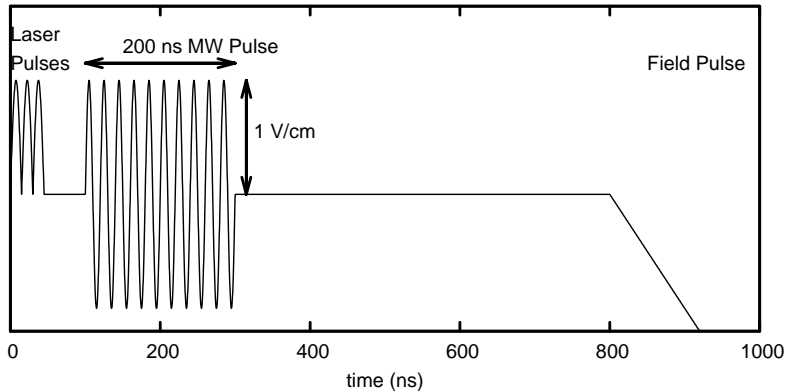


Final State Distribution

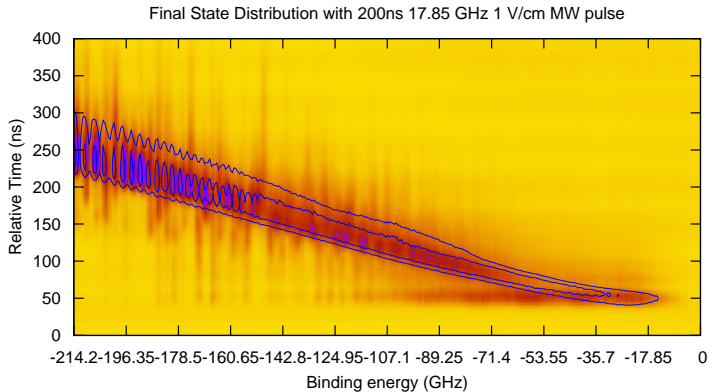


Final State Distribution

$$E = 1/9n^4$$



Final State Distribution



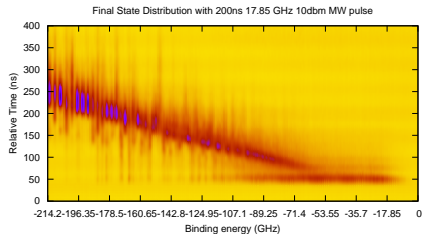
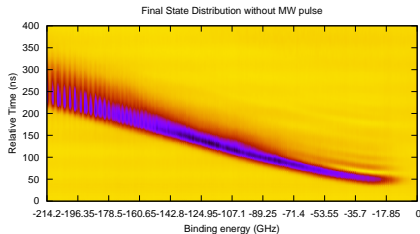
Summary

- ▶ Introduction to Rydberg field ionization
- ▶ Overview of microwave ionization
- ▶ Experiment setup
- ▶ First results for microwave multiphoton ionization of Rydberg Li atoms

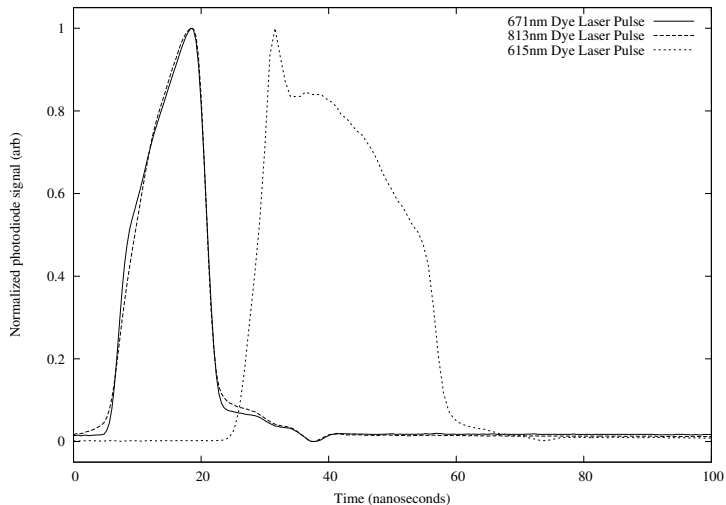
Thanks

Professor Tom Gallagher
Dr. Haruka Maeda
Dr. Ed Shuman
Paul Tanner
Jianing Han
Jirakan Nunkaew
Don Norum
Hyunwook Park
National Science Foundation

Final State Distribution Comparison



Dye laser output



Atomic Conductance

Schelle, Delande, and Buchleitner:

